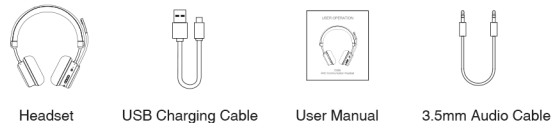




KOSS
CS340BT QZ Communication Headset

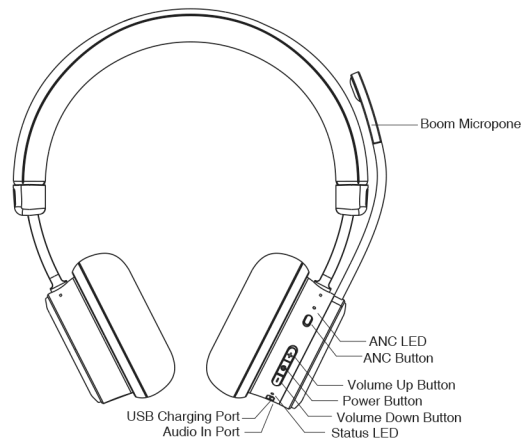


In the Box



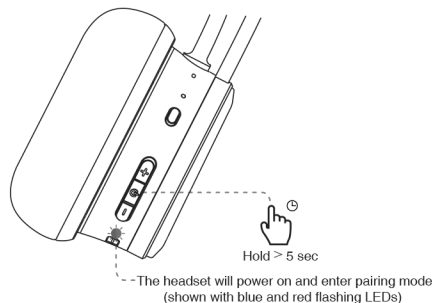
Headset USB Charging Cable User Manual 3.5mm Audio Cable

Controls & Features

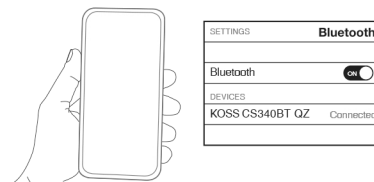


Pairing

1. For first use, press and hold the power button for 5 seconds or more

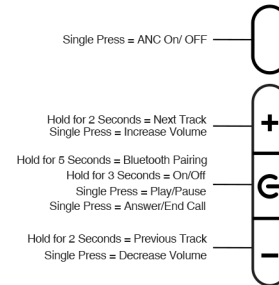


2. Choose "KOSS CS340BT QZ" to connect



Note: Headset will automatically connect to your device after initial connection as long as Bluetooth is on.

Controls

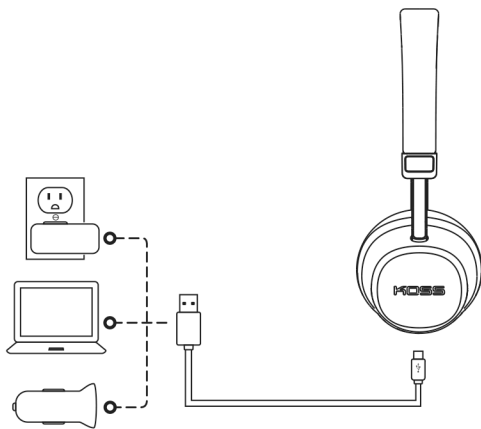


LED Light Language

Power On	Blue light flash x3
Power Off	Red light flash x1
BT Pairing	Flashing
BT Connected	Flashing every 2s
Low Battery Reminder	Flashing red light
Charging in Progress	Red light on
Charging Complete	Blue light on
Anc On	Blue ANC light on
ANC Off	Blue ANC light off

Charging

It takes 3 hours to fully charge the headset. While charging, the status LED illuminates red. Once charging is complete, the status LED illuminates blue.



Note: The lifetime of the battery will be significantly reduced if your headphones are left uncharged for a long period of time. We recommend that you recharge your headphone at least once a month.

Product Specifications

Lithium Ion Battery:
Model: 652035, 3.7V, 420mAh
Battery Factory: SHENZHEN MEINI INDUSTRIAL CO., LTD.
Battery Factory Address: F4, NO. 28, Jinfeng Road, Yangnei Gang Village, Longgang District, Shenzhen

Use this product in an environment with a temperature between 0°C and 45°C; otherwise, it may become damaged.

KOSS Corporation
Model: KOSS CS340BT QZ
Hereby declares that Bluetooth Headset, Model: KOSS CS340BT QZ is in compliance with the essential requirements and other relevant provisions of directive 2014/53/EU.

Model: KOSS CS340BT QZ
Bluetooth Version: 5.0
DC input: 5VDC, 250mA
Headset Battery Capacity: 420mAh 1.6Wh
Made in China

WARNING

Listening at high volumes for extended periods of time may result in permanent hearing damage. It is advised you keep volume levels moderate to low at all times for your safety.
Do not use while driving a car, cycling, operating machinery, or performing other activities that require hearing surrounding sounds. Headset may not work properly under high temperature or high humidity conditions.
Do not use any corrosive cleaner/oil to clean the Headset. If the headset comes in contact with liquids, quickly wipe away. If submerged in water, do not turn the headset on until completely dried. Liquid submersion voids the warranty.
Keep the headset and packaging out of reach of children.

Battery warning!

- Do not disassemble, strike, crush or put the battery in fire.
- Do not expose the battery to conductive materials, liquids, fire, or high temperatures.
- Do not allow metal objects to touch the two poles of the battery.
- Do not continue to use the battery if it has bulges, leaks, discoloration, or odors.
- Do not use the battery after it has been submerged in water.
- If the battery is used improperly, it may explode or leak, causing burns and other personal injuries.
- If the battery leaks, it should be carefully disposed of according to the local laws and regulations concerning battery disposal.

The Directive on Waste Electrical and Electronic Equipment (WEEE), which entered into force as European law on 14/02/2014, resulted in a major change in the treatment of electrical equipment at end-of-life. The purpose of the Directive is, as a first priority, the prevention of WEEE, and in addition, to promote the reuse, recycling and other forms of recovery of such wastes so as to reduce disposal.
The WEEE logo on the product or on its box indication collection for electrical and electronic equipment consist of the crossed-out wheeled bin, as shown below.



FCC WARNING

This device contains license-exempt transmitter(s)/receiver(s) that This device complies with part 15 of the FCC Rules. Operation is subject to the following two conditions: (1) This device may not cause harmful interference, and (2) this device must accept any interference received, including interference that may cause undesired operation. Any Changes or modifications not expressly approved by the party responsible for compliance could void the user's authority to operate the equipment. This equipment has been tested and found to comply with the limits for a Class B digital device, pursuant to part 15 of the FCC Rules. These limits are designed to provide reasonable protection against harmful interference in a residential installation. This equipment generates uses and can radiate radio frequency energy and, if not installed and used in accordance with the instructions, may cause harmful interference to radio communications. However, there is no guarantee that interference will not occur in a particular installation. If this equipment does cause harmful interference to radio or television reception, which can be determined by turning the equipment off and on, the user is encouraged to try to correct the interference by one or more of the following measures:
- Reorient or relocate the receiving antenna.
- Increase the separation between the equipment and receiver.
- Connect the equipment into an outlet on a circuit different from that to which the receiver is connected.
- Consult the dealer or an experienced radio/TV technician for help.

The device has been evaluated to meet general RF exposure requirement. The device can be used in portable exposure condition without restriction.

FCC RF exposure statement:
The equipment complies with FCC Radiation exposure limit set forth for uncontrolled environment. This equipment should be installed and operated with minimum distance 20cm between the radiator and your body.